



ELIET[®]
In harmony with nature

OVERSEEDING

THE REJUVENATING CURE FOR YOUR LAWN

DZC 550 / DZC 750



THE FASTEST ROUTE TO A HEALTHY LAWN

Keeping your lawn in top condition is no picnic. A spring with a lot of rain or a summer that is too dry will soon lead to poor grass that is overgrown by weeds and moss. If a tired and affected lawn needs to be renovated today, the only option for the owner is removing the grass and seeding it again or laying new turf. This is a very radical and labour-intensive and expensive solution.

With the arrival of the Eliet overseeder, an affordable and efficient alternative has been added. With the DZC 750 you can renovate a tired and thin lawn in no time at all by adding new grass to your existing lawn. This inexpensive alternative can, moreover, take place quickly and guarantees a visible result in less than a month. The lawn will be available for normal use immediately after overseeding which is extremely beneficial to sports fields to name just one example.



TWO TOP QUALITY MACHINES FOR EFFICIENT OVERSEEDING



Eliet offers two models that rank among the most cutting-edge self-propelled overseeders in the market.

The compact DZC 550 is a paragon of simplicity and efficiency. The larger DZC 750 is the flagship of our overseeder range. Boasting highly advanced technology this specialist lawn machine guarantees more comfort and higher yield.



ELIET DZC 550

ELIET DZC 750

DZC 550/750

LAWN ADVICE

THE IMPORTANCE OF PREPARATION

The lawn is the focal point of your garden and the place where you spend your time and children play. The grass also forms a green background against which flowering plants are shown to even better effect. A beautiful lawn is always due to the good care of its owner who fertilizes and cuts the grass with love. There are, however, other factors that determine what your grass will look like, such as the choice of grass seed, the soil composition, the nutrient value, etc.



Source: Limagrain Advanta

THE SOIL

For a beautiful lawn it is firstly important that the underlying structure is correct. It is important that sufficient air, humidity, humus and nutrients are available in the soil. This can be achieved by loosening the deeper, impenetrable substrates by, for example, verticutting (aerating) or scarifying. Make sure here is a sufficiently thick top or cultivation layer. In ideal conditions, many types of grasses take root to a depth of 1-5/8" to 2". To conclude, it is also important to make sure that there is sufficient humus in the soil, which can be improved by adding suitable organic material such as, for example, compost.

THE pH VALUE OF THE SOIL

The pH value is a way in which the concentration of free hydrogen ions can be measured (H⁺). The higher the quantity of these ions, the more acid the soil and the lower the pH will be. The ideal pH value for your lawn varies between 5.5 and 6.5 depending on the type of lawn and the soil type.

Soil will, however, become more acid naturally, which will lead to a pH that is too low. A few causes of this are acid rain and the required fertilisation. A maladjusted pH value of the soil will not allow plant roots to absorb sufficient nutrients, which leads to a reduced grass growth and also more moss and weeds. It is recommended that the soil is limed to make sure that the pH value is restored and to prevent the growth of moss.

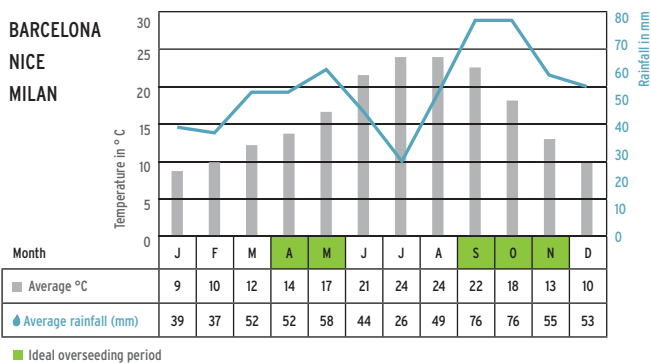
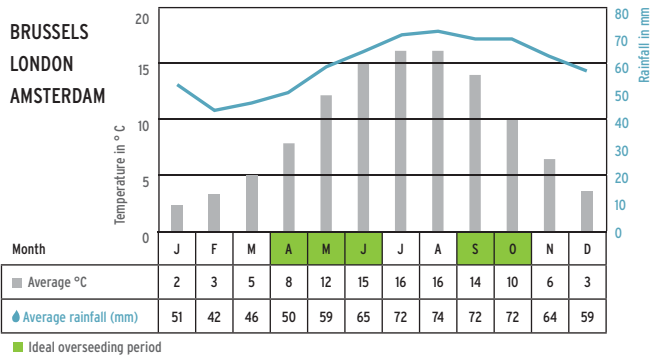
To increase a low pH value and to make sure the soil is less acid, lime is the most often used solution. A pH value that is too high can be reduced by, for example, adding turf.

LAWN AND GRASS TYPES

The success of a beautiful lawn already starts when it's laid and when selecting the most suitable grass seed. You must first decide what the objective of the grass is: Will it be a sports or playing lawn, an ornamental lawn, a shade lawn, a meadow, etc. Based on this choice, select the grass seed mixture that will be used. Several types of grass occur in every lawn and each has its own specific features. Red fescue, perennial rye-grass and smooth meadow grass are by far the most used types for lawn seed. Each of these types has its own features. Perennial rye-grass germinates the fastest but also requires the most water and nutrients. Red fescue is very fine and, therefore, more suited to very fine ornamental lawns. Smooth meadow-grass is usually very tread-resistant. Nearly all commercial grass seed mixtures are a composition of the three previously mentioned types with the exception of the really fine ornamental lawn.

"Time" also is becoming a more and more important issue when laying or renovating grass fields. This was also being anticipated by producers of grass seed who, for example, added a special grass seed coating ("Headstart" - by Limagrain Advanta) that makes sure there is a spectacular germination acceleration and makes grass grow four days faster than untreated grass seed. This has its advantages when seeding a new lawn but also without a doubt when overseeding an existing lawn. Barenbrug's SOS (Super Over Seeding) seed mix germinates from a soil temperature of 2°C, allowing overseeding all year round.

Eliet already performed simulations with current grass seed mixtures to make things easy for you and defined the results in a diagram that will help you select the correct spreading opening.



WHEN SHOULD YOU (OVER)SEED?

The ideal and natural period of the year to seed grass is the autumn (September - October). This rule also applies to overseeding because the existing grass will then be in a dormant period and the young grass will be given full opportunity to develop without the competition of the old grasses. The grass seed will be able to develop faster due to the higher soil temperature.

Another advantage of overseeding and seeding after August 15th is that the pressure exerted by weeds is sensitively lower during this period. Your lawn can also be overseeded or seeded in the spring. Germination will be slightly slower due to the lower soil temperature but grass seed is treated with Headstart for this reason. Its use is recommended due to the accelerated germination that characterises this grass seed.



LET YOUR LAWN BREATHE WITH ELIET

To achieve the best results when overseeding a damaged lawn it is recommended to first dethatch and aerate your lawn to remove moss, clover, fungi and other unwanted intruders from the grass cover.



After sowing the new grass seeds with an overseeder, it will take about 2 to 3 weeks for the seeds to germinate and grow roots. This is how long it takes for the tiny plants to make their way to the surface. By dethatching and aerating the entire lawn all parasites are removed from the grass, giving the new seeds time and space to grow. Not aerating means that the new grass plants are more likely to be choked out by moss.



Visit www.eliet.eu and find out how Eliet can help you maintain a perfect lawn.

DZC 550



THE VIRTUE OF SIMPLICITY

As regular overseeding for the health of private lawns gains popularity among the public, professionals are faced with an increasing demand for overseeding services. With the DZC 550, ELIET offers the perfect solution.

The designers of the DZC 550 focused on simplicity. In order to save landscape contractors the burden of a lengthy training procedure, ease of operation was the spearhead in the machine's architecture. Its compact dimensions make operating the DZC 550 as easy as a lawnmower and enable its use in practically any type of garden. The application of available and tested technology has rendered a highly reliable overseeding machine that due to its simple build is also extremely maintenance-friendly.





COMPACT AND MANOEUVRABLE

To meet the needs of modern garden maintenance, where machine operation must be adaptable to the circumstances of the soil - degree of humidity and type of soil -, ELIET resolutely opted for a hydrostatic driving mechanism. A switch on the handlebar of the DZC 550 offers the operator continuous - stepless - speed regulation for both forward and backward movement. An added benefit is the option of separate activation of the traction on either of the two studded rollers via the grip on the handlebar. It makes for easy turning: by deactivating the roller on the inside curve and maintaining traction on the roller on the outside curve, the overseeder turns as if automatically. Due to its highly balanced weight the machine's front can be lifted easily via the handlebar, allowing the machine to turn practically on the spot. This option makes the DZC 550 a versatile machine even for smaller and complex gardens.

EASE OF OPERATION

To make sure the operator can focus mainly on the work terrain, the DZC 550 was designed to allow for almost intuitive handling. One single large grip (1) incorporates simultaneous activation of the blades, full-throttle and the opening mechanism of the seed container. The only additional action required from the operator is to lower the machine to work depth via a tiny handle (2).

Regulating the work settings of the DZC 550 follows the same simple operating principle: thanks to a clear and uncomplicated calibration tool, adjustment of the work depth (3) and seed flow (4) is done in a matter of seconds.



DZC 550

OPERATING PRINCIPLE

4

ACTIVITIES IN ONE

1. CUTTING GROOVES

A successful overseeding treatment essentially requires that the grass seed can penetrate the soil. To open the soil, ELIET opted for 3 mm wide grooves, cut by mechanically driven blades. This method ensures that the grooves are cut at the desired depth (approx. 15 mm) regardless of the type of soil or degree of humidity. The task is carried out by eighteen fixed blades over an active work width of 52 cm.



PERMANENTLY SHARP BLADES™

To ensure a long operating time of the blades that have to constantly cut through the soil to a depth of 15 mm, special ELIET technology provides them with self-sharpening capacity, guaranteeing a sharp end and therefore constant yield during the entire time of operation.

3. SOWING

A seed container with a 10 kg grass seed capacity is located just behind the blade axis. The bottom of the unit contains openings that align with the blades. As soon as the container flap opens, the mill in the unit effectuates the spread of the seed in accordance with the set seed flow and the overseeder's riding speed. The seed is deposited in and along the grooves, maximising the chances of successful growth.





2. DEBRIS CATCHER

One of the distinct features of ELIET overseeding machines as compared to other brands is their debris catcher. The benefit is obvious: grass cannot be deposited into the grooves if they are covered with cut out debris. The DZC 550 projects the debris to the front of the machine, where it ends up in a voluminous - 40 liter - collector unit. A patented system of additional ventilation wings in between the blades ensures optimum collection of the dirt. Perforations at the front side of the collector unit ensure that part of the earth thrown up during the cutting process finds its way back to the lawn, thus minimising the required manual waste discharge.

4. ROLLING

The machine is equipped with a studded roller covering the entire width. The pressure areas on the rubber studs push the soil back into place, covering the grooves and thus protecting most of the seed against birds and the wind.

The studded roller gives the machine a solid grip on the lawn, eliminating any damage to the grass from slipping. In addition the pressure on the soil remains limited, which prevents compaction of the top layer.

DZC 750





OPTIMUM USER COMFORT

While the DZC 550 is the perfect starter model, with the DZC 750 ELIET meets the requirements of landscape contractors who specialise in lawn solutions and seek the best machine for their purpose.

The 75 cm work width obviously provides a higher yield, which proves a big benefit on larger lawns. The DZC 750 also ensures higher sowing precision. The continuous debris discharge system eliminates the necessity of emptying a collector unit, allowing the operator to continue his work uninterrupted. Thanks to its high-performance drive and zero-turn manoeuvrability this overseeder is also great for use on smaller lawns. On top, the DZC 750 provides extra operating comfort.

All tools and devices are placed within easy reach of the operator to ensure maximum control of the machine under all circumstances. From the operator's position, one has a comfortable view of the work zone.

ALL-IN-ONE CONTROL™

Eliet developed the All-in-one control™ handle (1) that combines the following four different functions to increase user comfort: blades that start to rotate, the discharge system that becomes operational, the seed hopper that opens and the machine that will automatically return to its configured working depth. The steering wheel to which this control handle has been attached has, moreover, been installed on vibration isolators.

CRUISE CONTROL

You can configure the speed of both rollers to remain constant when working with the machine. The handle that has been added to the steering wheel for this purpose will continue to retain its speed as long as the All-in-one control™ handle is kept pressed. Once this handle is released, the cruise control (2) will jump back and the machine will come to a standstill.



ELECTRICAL HEIGHT OPERATION

Despite the weight of the machine, effort is not demanded from the operator to bring the machine to its working depth or to lift the conveyor belt. An electrical actuator to which the control is integrated into the All-In-one control™ handle will take over this task from the operator. This steering can be deactivated using a switch on the instrument panel for safety during transportation.

DZC 750 FEATURES

5 ACTIVITIES IN ONE

1. CUTTING THE GROOVES

The driven blade discs are inserted into the soil up to a working depth of 13/16" and will cut 1/8" wide grooves into the soil. Due to the direction of rotation of the rotor (contrary to the direction of travel) all earth, grass roots and other material that the blade edges encounter are thrown away. The Eliet DZC 750 is, therefore, successful in cutting pure grooves with a spacing of 1-1/4".



PERMANENTLY SHARP BLADES™


The DZC 750, too, is equipped with Permanently Sharp Blades™. The self-sharpening effect guarantees excellent grooves during the entire time of operation.

3. SOWING

The 12 gallon seed hopper is located immediately behind the collection channel. A mill in the seed hopper ensures a continuous and uniform flow of grass seed. The distribution openings are connected to discharge channels that guide the seed over the grooves. The narrow nozzles distribute the seed unhindered into the clean grooves. The scatter openings in the seed unit connect to small funnel-like discharge channels that transport the seed to their exact position just over the grooves. The narrow nozzles scatter the seed into the clean grooves. The free fall height of the seed is only a few centimetres. External circumstances can hardly have any effect on the fall of the seed into the grooves. The transparent canalising funnels allow for easy detection of any blockages.

5. ROLLING

The rollers on which the overseeder moves will eventually very gently press the groove on the surface without compacting again the substrate that has just been cut open. This places the grass seed in a cocoon, so that it is protected and allowed to germinate.





1

2. COLLECTING AND DISCHARGING DIRT

The dirt that is produced by the blades will not end up anymore on the area of lawn that has been processed. An auger (Archimedes screw) in the collection channel discharges the dirt to the side of the machine. An adjusted deflector collects all the discharged dirt on a verge on the side of the machine, thus, making sure that the freshly cut grooves remain free from dirt and the work related to clearing up can be done considerably faster.

3

4. GUIDING LOST SEEDS

The seeds do not always fall correctly into the grooves due to the movement of the machine. Only 30% of this grass seed grows into a grass sod. To prevent wastage, ELIET has developed a gentle vibration system that will brush the lost seeds into the grooves through gentle knocks on the soil and the grass.


DZC 750 FEATURES

ZERO-TURN ROLLER DRIVE

For specialist landscape contractors who want to use the DZC 750 on small or complex lawns, this professional overseeder was equipped with a zero-turn roller drive. Each rear roller is provided with a separate hydraulic engine. Each engine is driven by its own hydrostatic pump that can be operated separately via the stepless controls on the handlebar. This cunning hydrostatic system enables a highly precise riding velocity and also allows for very accurate driving as a result of the

optional speed difference between the rollers. The machine can even perform a turn on the spot - radius 0 - by putting one roller into reverse while the other moves in the forward direction. The rubber profile on the rear rollers assures a steady grip even on a slippery soil. It also prevents damage to terraces and pavements.

ELIET
ZEROTURN



ANTI-SCALPING ROLLER

The anti-scalp roller has two functions. On the one hand, this roller is used to configure the working depth. On the other hand, it keeps the machine at a constant working depth and it absorbs the unevenness of the site. The slight micro-unevenness of the lawn soil is pressed flat by the roller and, thus, the path of the blade cuts is made uniform. The roller also makes sure that the machine is kept to a strict path, which is beneficial to the controllability of the machine.



CASTOR

The impressive castor at the front of the machine was added to increase the manoeuvrability of the machine. The overseeder is lifted electrically at the turning points and, thus, the machine rests on the castor. This makes sure that the operator has all the freedom to turn the machine or to steer it in a different direction.

EQUIPMENT SPECIFICATIONS

GREEN LAWN GUARANTEE™



The poor state of many private lawns can be ascribed to little and limited maintenance. High-quality care is essential to create and maintain a healthy and dense lawn. Such care requires know-how and specialist machinery to enable application of the right techniques under the right circumstances. ELIET believes that expert landscape contractors play an important role in this process. After making an adequate lawn analysis, the expert can proactively advise the lawn owner about a specific maintenance plan. ELIET is convinced that by following this work method, the contractor can even offer his customer a paid Green Lawn Guarantee™ that ensures a healthy and dense lawn throughout the year.

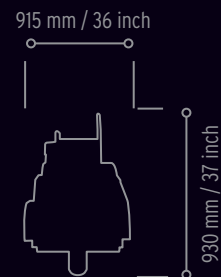
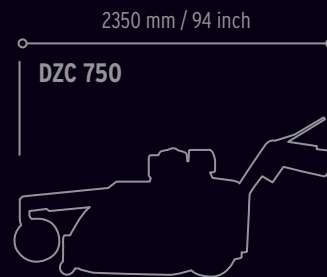
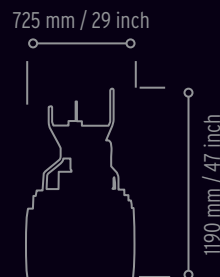
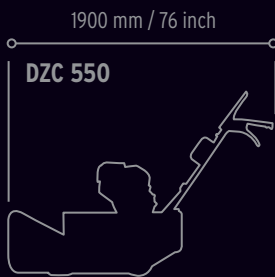
PERFORMANCE	DZC 550	DZC 750
Drive	Honda GX270	Honda GX390 LKE
Power (HP/kW)	9/6.6	13/9.5
Gearbox (MPH)	moving forward	4
	in reverse	-4
Operation width	580 mm / 23.2 inch	758 mm / 29.8 inch
Number of blades	18	24
Permanently sharp blades™	✓	✓
Blade spacing	27 mm / 1.08 inch	25 mm / 1 inch
Depth adjustment	0 to -25 mm / 0 to 1 inch electrical	0 to -25 mm / 0 to 1 inch mechanical
Seed hopper capacity	(L/kg)	40/10
	(Gallon/Pounds)	8.8/22.1
Seedoutput adjustment	(gr/m ²)	0 to 200
	(ounces/square feet)	0 to 8
Discharge system	collector unit (100L/22Gallon)	discharge jack

DESIGN

Dimensions (L x W x H)	1900 x 725 x 1190 mm	2350 x 915 x 930 mm
	76 x 29 x 47 inch	94 x 36 x 37 inch
Weight	241 kg / 532 pounds	320 kg / 707 pounds

OPTION

Seed collection chute	-	✓
-----------------------	---	---



ELIET[®]
In harmony with nature



ELIET
ZEROTURN



HONDA



EcoCure



ELIET

Essential lawn care entails so much more than just overseeding. It is, for example, essential to monitor and manage soil hydrology and fertilization of the grass. The ELIET Eco Cure is a tow-behind garden trailer for ride-on mowers that can be used for rolling, top dressing, scarifying and spreading sand. The Eco Cure allows for quick, efficient and cheap additional lawn treatment:

- Rolling to flatten out irregularities
- Deep aeration for improved drainage
- Spreading sand as a filler
- Distributing compost as organic fertilizer
- Spraying powdered lime (ph stabilizer)
- ...

For more information, visit www.eliyet.eu

your dealer:



ELIET®

ELIET Europe nv
Diesveldstraat 2
B-8553 Otegem, België
Tel. +32 (0)56 77 70 88
Fax +32 (0)56 77 52 13
info@eliyet.eu
www.eliyet.eu

ELIET USA inc.
3361 Stafford Street (Office B)
Pittsburgh PA 15204, USA
Phone +1 (0)412 367 5185
Fax +1 (0)412 774 1970
usinfo@eliyetmachines.com
www.eliyetusa.com

IMPORT UK
PINNACLE POWER EQUIPMENT
The Barns Watersplash Farm
TW16 6AU Middlesex
Phone +441932788799
Fax +441932784487
sales@pinnaclepower.co.uk
www.eliyet.eu

IMPORT NORWAY
SØVDE a/s
Postboks 83, Industriereien 51
NO-1581 Rygge
Phone +47 69 26 47 50
Fax +47 69 26 01 47
info@sovde.no
www.sovde.no